

---

## **Canada and Mexico are the U.S. Largest Export Market for the U.S.**

---

- *Canada and Mexico the largest U.S. Markets in the world: Canada is number one and Mexico number two market representing 15.49% and 15.45% respectively of total U.S. goods exports*
- *Mexico - U.S. agricultural trade, a pillar of North America's food security: Mexico is the leading supplier of agricultural products to the U.S. and the second-largest global destination for U.S. agricultural exports*

**Mexico City, January 8, 2026** - According to trade data released by the U.S. Department of Commerce <sup>1</sup>, from January to October 2025 U.S. goods exports to Mexico accounted for approximately 15.45 percent of total U.S. exports, while exports to Canada represented about 14.49 percent. For the fourth consecutive month, Mexico remained the United States' largest export market, and since 2023 it has also been the largest single source of U.S. imports. This performance underscores the strength, depth, and resilience of North American production integration.

Key sectors driving this integration include machinery and equipment, vehicles and auto parts, electronics, medical devices, steel, energy and a large variety of agricultural products. Together, these sectors anchor North America's global competitiveness and highlight Mexico's strategic importance in U.S. industrial sourcing.

### **Mexico - U.S. agricultural trade: a pillar of North America's food security**

Agricultural trade between Mexico and the U.S. has significantly grown over three decades of economic integration and trade liberalization. From January to October 2025, Mexico consolidated its position as the primary supplier of agricultural products to the U.S. and as the second-largest global destination for U.S. agricultural exports.

Mexico and the U.S. are complementary agricultural partners. On one hand, Mexico stands as a reliable food supplier, exporting a wide range of high-quality agricultural products in significant volumes, including avocados, berries, beer, tomatoes, lemons, among others. On the other hand, Mexico is an important purchaser of U.S. agricultural exports, including pork, poultry, and beef, dairy, apples and pears, corn, wheat, leguminous vegetables, rice, and other products, positioning the country as a key economic partner for agricultural producers across multiple U.S. states.

ooOOoo

#### **Acerca del CCE**

*El Consejo Coordinador Empresarial es el máximo órgano de representación del sector privado, y agrupa a las organizaciones cúpula empresariales, que en su conjunto aglutinan a más de 2 mil asociaciones y alrededor del 80% del PIB de México. Su misión es coordinar y representar a las organizaciones*

---

<sup>1</sup> U.S. Bureau of Economic Analysis (BEA). U.S. International Trade in Goods and Services, October 2025, retrieved from: <https://www.bea.gov/data/intl-trade-investment/international-trade-goods-and-services>

*del sector empresarial para ser el motor del desarrollo económico y social de México, impulsando de manera sustentable la productividad, la innovación, el empleo formal y la inversión.*

Contacto:

55 52291100

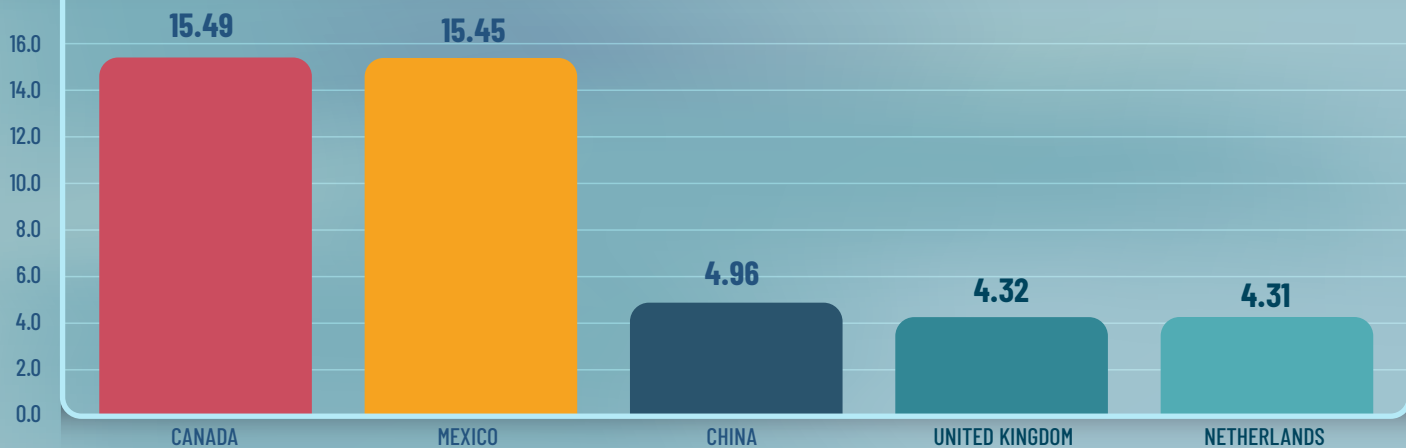
[ccecomunicacion@cce.org.mx](mailto:ccecomunicacion@cce.org.mx) / [cce.org.mx](http://cce.org.mx) / Facebook / X: [@cceoficialmx](https://twitter.com/cceoficialmx)

# CANADA AND MEXICO THE LARGEST U.S. MARKETS IN THE WORLD

(January 2026)

CANADA IS NUMBER ONE AND MEXICO THE NUMBER TWO MARKET  
REPRESENTING 15.49% AND AND 15.45% RESPECTIVELY OF TOTAL U.S. GOODS EXPORTS

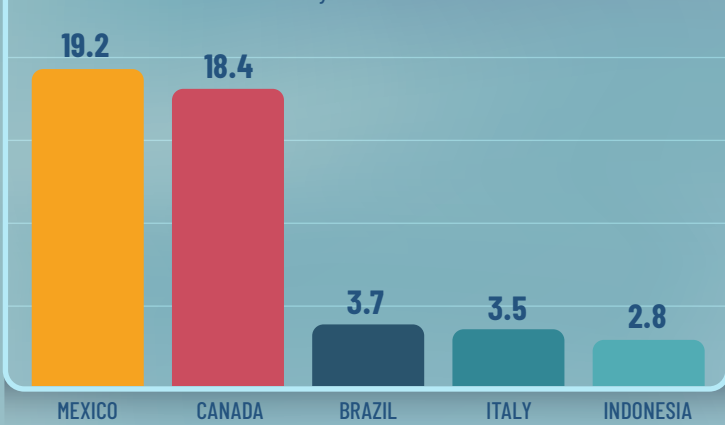
Share of exports, in percentage; January – October 2025



Source: U.S. Bureau of Economic Analysis (BEA). | 2025: Through October

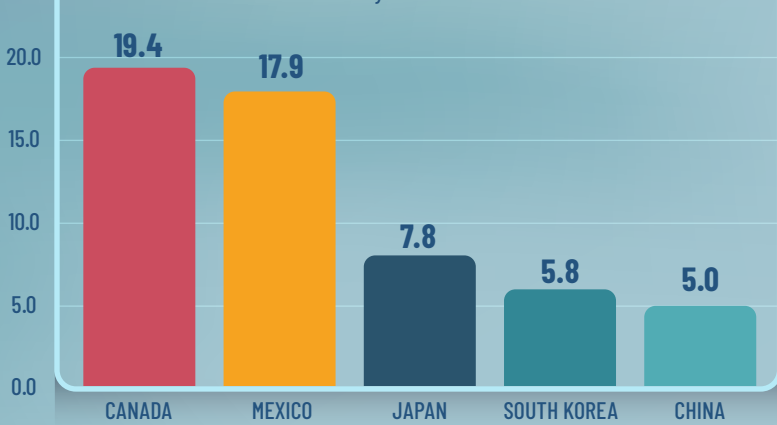
MEXICO AND CANADA ARE THE LARGEST  
SUPPLIERS OF AGRICULTURAL GOODS FOR THE U.S.

Share of agricultural imports, in percentage;  
January – October 2025



CANADA AND MEXICO POSITION AS  
THE LARGEST EXPORT MARKETS FOR THE U.S.

Share of agricultural exports, in percentage  
January – October 2025



Note: Agricultural goods comprise HTS-2 Chapters 01 through 24. | Source: U.S. Bureau of Economic Analysis (BEA). | 2025: Through October

## MEXICO IS A TOP EXPORT MARKET ACROSS INDUSTRIES OF AGRICULTURAL GOODS

U.S. exports industries of agricultural goods in which Mexico is the top market; 2024



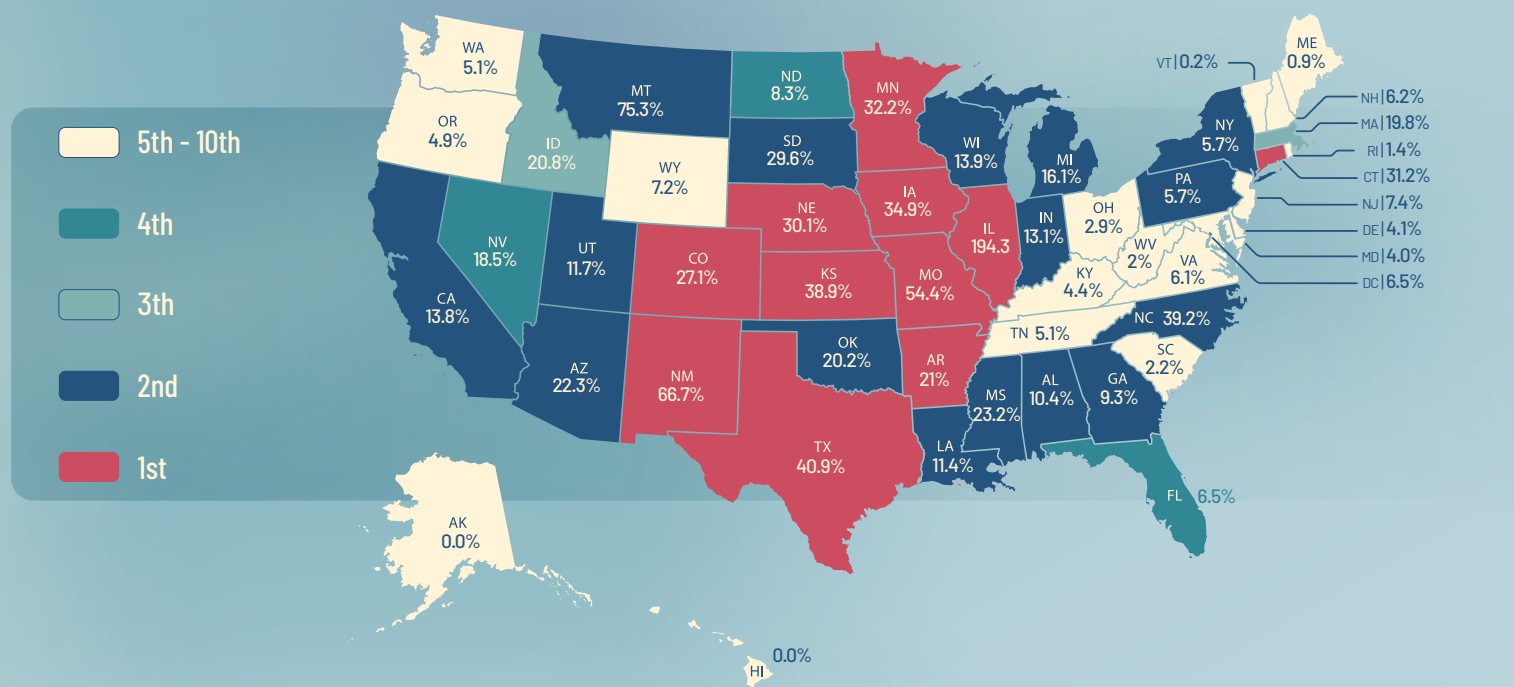
HTS-4	Product	Mexico's position as an export market
0203	Pork	1st
0207	Poultry Meat & Prods.	1st
0402	Dairy Products	1st
0406	Cheese and Curd	1st
0713	Leguminous vegetables	1st
0808	Apples and Pears	1st
1001	Wheat	1st
1005	Corn	1st
1006	Rice	1st
1209	Seeds	1st
1702	Sugar products	1st
2104	Soups preparations	1st
2302	Starch products	1st
0201	Beef	2nd
1201	Soybeans	2nd
1905	Bakery products	2nd
2001	Vegetetables	2nd
2004	Tomato pastes	2nd
2103	Sauces and condiments	2nd
2106	Food preparations	2nd



Source: U.S. Bureau of Economic Analysis (BEA)

## MEXICO'S POSITION AS AN EXPORT MARKET OF AGRICULTURAL GOODS

And share of exports going to Mexico, 2024



Source: U.S. Bureau of Economic Analysis (BEA)

## MEXICO IS A RELIABLE SOURCE OF AGRICULTURAL GOODS

